



CLEARVIEW REAL ESTATE

MARKET SNAPSHOT: FIRST QUARTER 2024

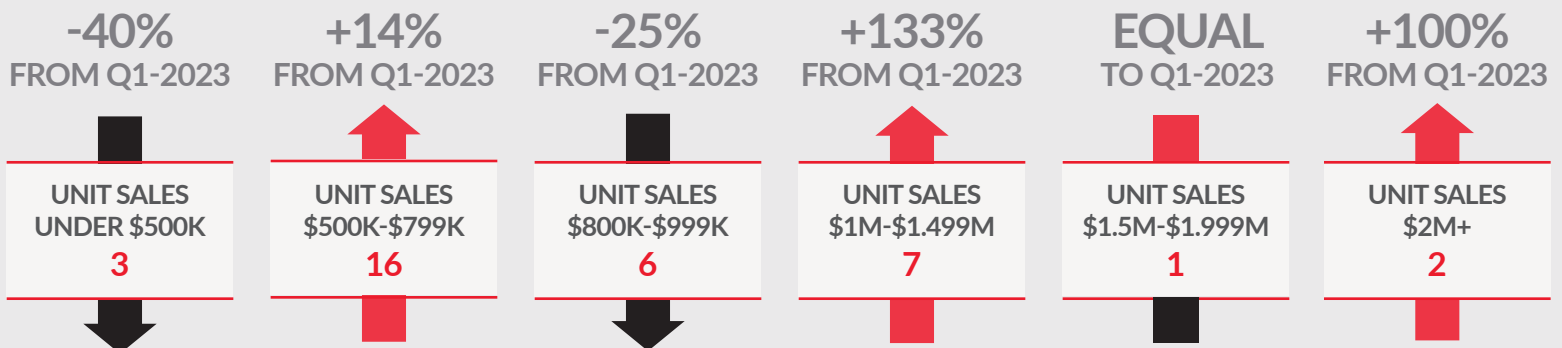
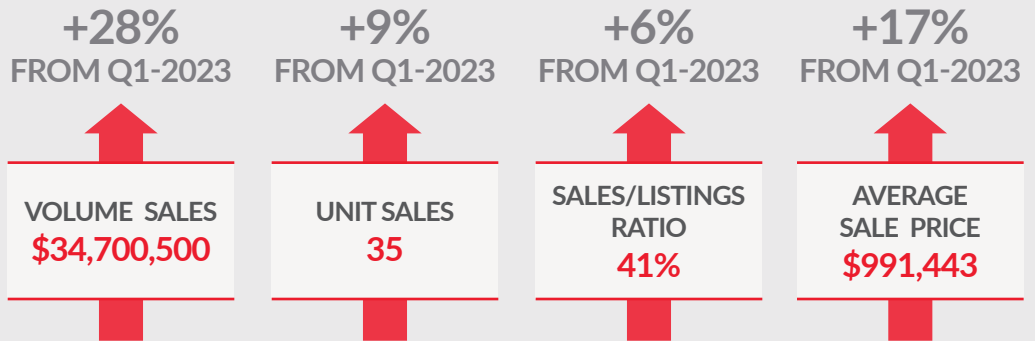


OVERVIEW

- VOLUME SALES UP **28%** FROM Q1-2023, WITH UNIT SALES UP **9%**
- NEW LISTINGS DOWN **7%** FROM Q1-2023, WITH EXPIRED LISTINGS DOWN **42%**. SALES/LISTINGS RATIO OF **41%** UP **6%**
- AVERAGE SALE PRICE UP **17%** FROM ONE YEAR AGO, WITH AVERAGE DAYS-ON-MARKET OF **69** UP **29** DAYS.
- BUYERS' MARKET, APPEARS TO TRENDING TOWARDS BALANCE.



FIRST QUARTER 2024

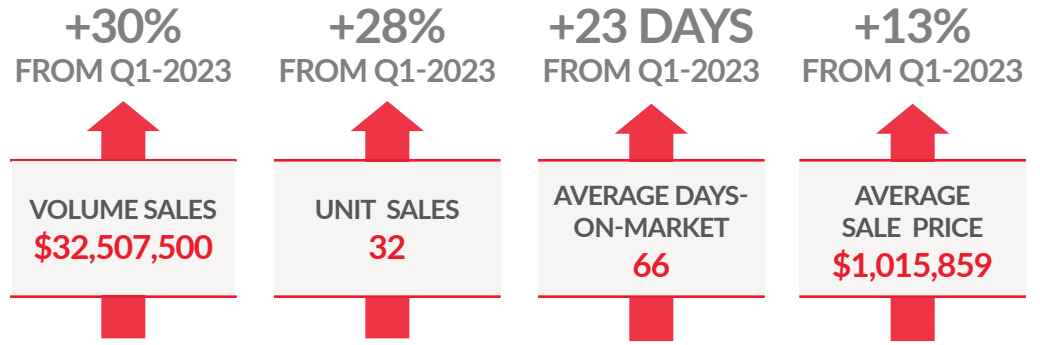


NOTE: All MLS® sales data in this report comes from the LAKELANDS Association Of REALTORS® and refers specifically to residential sales as of April 3, 2024. While deemed to be reliable, Royal LePage Locations North assumes no responsibility for errors and omissions.

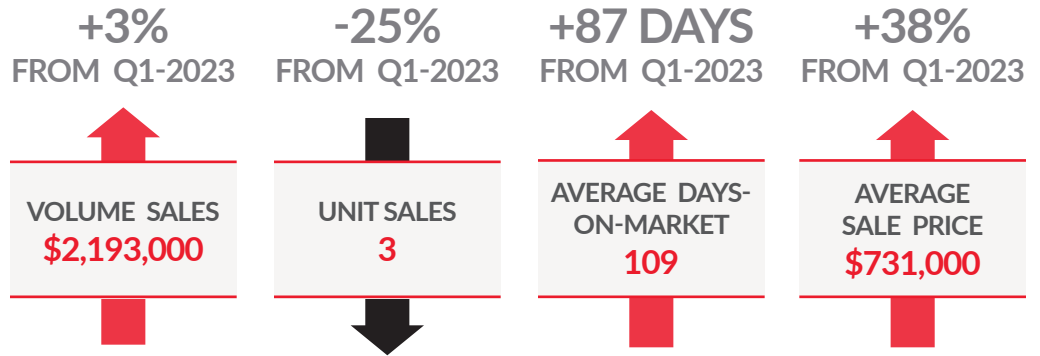
2024 TOTAL SALES BY TYPE



SINGLE-FAMILY HOMES



CONDOS/TOWNHOUSES



RESIDENTIAL LAND

